


COVID-19 confirmed cases*

Data up to 26th September

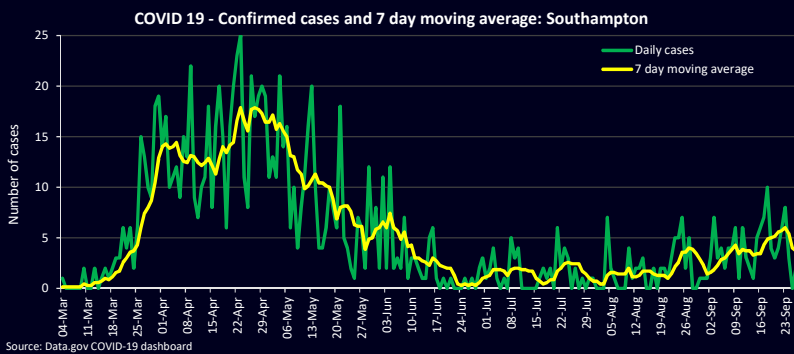


Total cases **
(Since 4th March 2020)
1,129

Cases in last 7 days **
26

Change in last 7 days
-9

Average cases per day (last 7 days)
3.7



Source: Data.gov COVID-19 dashboard

There have been **1,129 confirmed cases** of COVID-19 in Southampton (includes both pillar 1 and 2 cases). There were **26 confirmed cases** in the **last 7 days**, which is a **decrease of -9** compared to the **previous 7 days**.

Data is correct at time of publication, but is subject to change due to reporting delays and corrections. Therefore, any changes in the number of infections should be **interpreted alongside overall trends**, as there will be daily fluctuations. It is more important to consider any **sustained increases** that may occur.

The chart to the left shows the **daily number of confirmed cases** and the **7 day moving average** (to smooth out fluctuations) in Southampton. Although cases **remain relatively low**, a rise in the 7-day moving average over the last couple of weeks suggest infections may be **beginning to increase**, from the low levels experienced during the summer months.

* Cases include both pillar 1 and 2

** Correct at time of publication, but may be revised in future weeks due to reporting delays

COVID-19 confirmed cases per 100,000 population*

Data up to 20th September

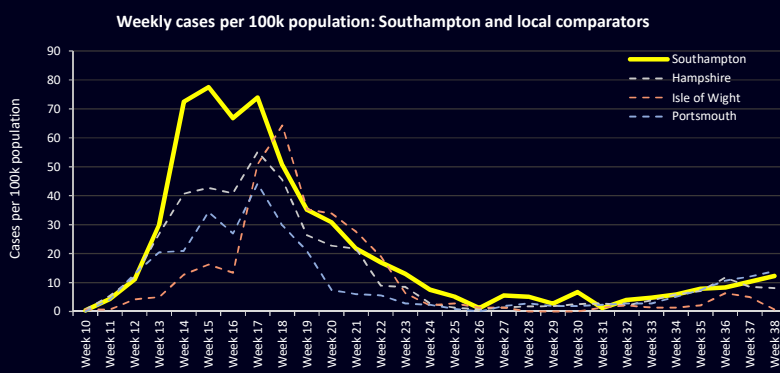


Total cases per 100k population **
434.0

Cases per 100k population in current week ** (week 38)
12.26

Cases per 100k population in previous week ** (week 37)
10.28

Direction of travel to previous week
Increase



Source: Public Health England Weekly COVID-19 Surveillance report

Southampton has a total of **434.0 cases per 100,000 population**.

Public Health England publish weekly the number of cases per 100,000 population in their COVID-19 Surveillance reports. The trend in the weekly number of cases per 100,000 population is shown in the chart to the left. In the most recent week (**week 38**) there were **12.26 cases per 100,000 population**, which is an **increase** compared to the **previous week (10.28 cases per 100,000 population in week 37)**. Overall, the number of **infections remain relatively low**, although the trend over the past 4 weeks suggests the rate is beginning to rise in the city.

Numbers of cases vary by week and day (see case numbers above). **Case numbers are also subject to revisions**, especially most recent data. It should be noted that low case numbers can impact on the **reliability of estimates**.

* Cases include both pillar 1 and 2

** Correct at time of publication, but subject to revision in subsequent weeks due to reporting delays

COVID-19 related deaths

Deaths occurring up to 11th September



Total deaths
168

Of which

Hospital
102

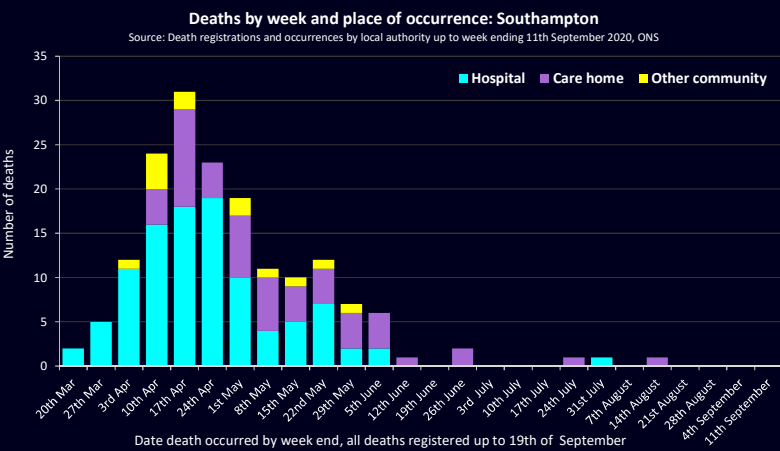
Community
66

In the last week
0

Change from previous week
0

(53 of which in care homes)

Deaths



Source: Death registrations and occurrences by local authority up to week ending 11th September 2020, ONS

There have been a total of **168 COVID-19 related resident deaths** in Southampton. Of those, **102 died in hospital** and **66 in the community** (53 of which were in care homes). There were **0 COVID-19 related deaths** in the most recent week, which is **no change** compared to the **previous week**.

The **chart** to the left shows the number of **COVID-19 related deaths by week and setting**. The number of **COVID-19 related deaths peaked in mid-April** and have declined since.

In Southampton, resident **deaths** have now come down to **expected levels** compared to previous years.

Latest data shows that there was **0 COVID-19 related death in University Hospital Southampton (UHS)** in the last week (10th to 16th September). This data is different from that published by ONS as it doesn't necessarily include Southampton residents, only those who have died at UHS.

Potential COVID-19 Pathways

Data up to 27th September

999 calls



Total in last 7 days
10

Change in last 7 days
+3

111 calls



147

-30

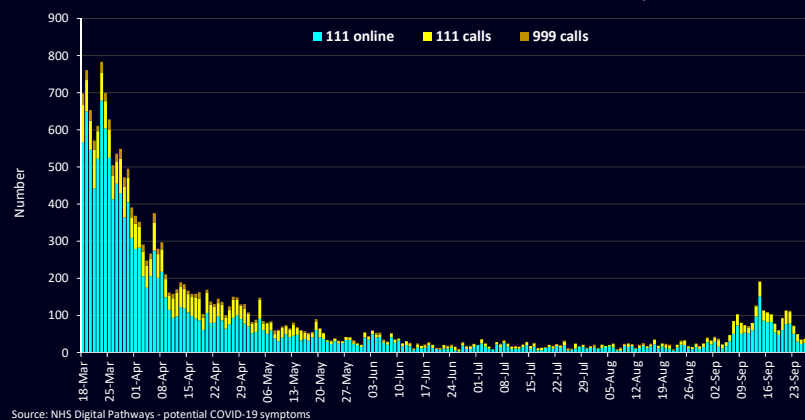
111 online



315

-251

Potential COVID-19 999 calls, 111 calls and 111 online: Southampton



Source: NHS Digital Pathways - potential COVID-19 symptoms

In the last week there have been **10 calls to 999** where people are reporting potential COVID-19 symptoms, **147 calls to 111** and **315 people reporting symptoms through 111 online**. There has been an **increase** in the number of **999 calls (+3)** reporting potential COVID-19 symptoms, a **decrease** in the number of **111 calls (-30)** and a **decrease** in **111 online triages (-251)** in the last 7 days.

The recent **increases** in the volume of **NHS 111 calls and online triages** in the last two weeks may provide an early warning that the direction of travel is **beginning to change**, and needs to be **carefully monitored** in coming days and weeks.