


COVID-19 confirmed cases*

Data up to 15th July

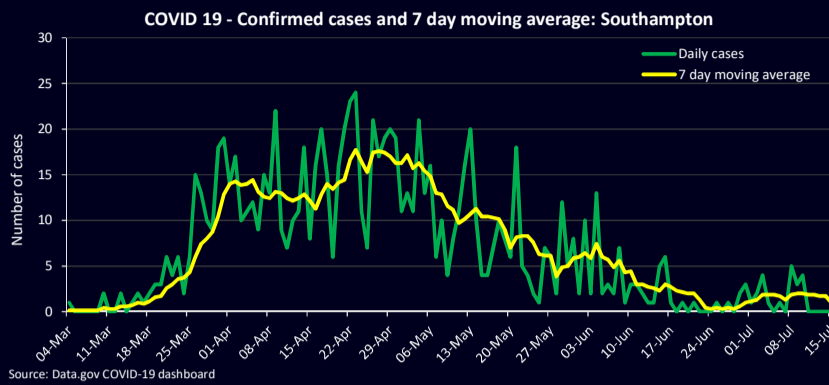


Total cases
938

Cases in last 7 days
7

Change in last 7 days
-6

Average cases per day (last 7 days)
1.0



There have been **938 confirmed cases** of COVID-19 in Southampton (includes both pillar 1 and 2 cases). There were **7 confirmed cases** in the last 7 days, which is a **decrease of -6** compared to the previous 7 days.

Any changes in the number of infections should be interpreted alongside overall trends, as there will be daily fluctuations. It is more important to consider any sustained increases that may occur.

The chart to the left shows the **daily number of confirmed cases** and the **7 day moving average** (to smooth out fluctuations) in Southampton. The number of **new cases peaked** in Southampton in **April** and has **experienced a sustained decline since**.

*cases include both pillar 1 and 2

COVID-19 confirmed cases per 100,000 population*

Data up to 7th July

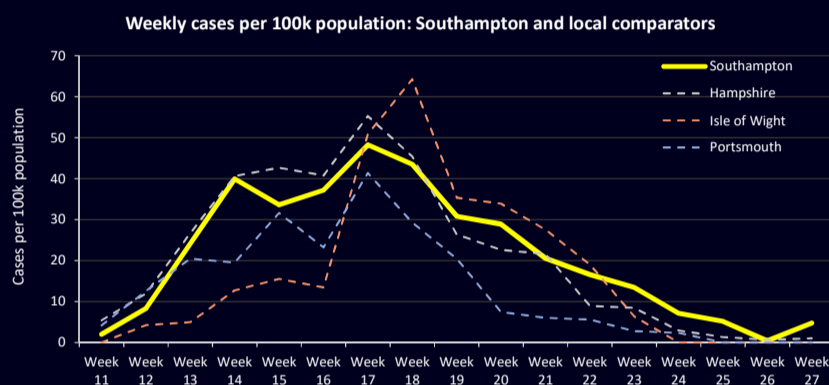


Total cases per 100k population
365.5

Cases per 100k population in current week (week 27)
4.75

Cases per 100k population in previous week (week 26)
0.4

Direction of travel to previous week
Increase



Southampton has a total of **365.5** cases per **100,000 population**.

Public Health England publish weekly the number of cases per 100,000 population in their COVID-19 Surveillance reports. The trend in the weekly number of cases per 100,000 population is shown in the chart to the left. In the most recent week (**week 27**) there were **4.75 cases per 100,000 population**, which is an **increase** compared to the the previous week (**0.4 cases per 100,000 population in week 26**), although the overall number of **infections remain low**.

This may seem like a large increase at first; however, **numbers of cases vary by week and day** (see case numbers above). **Case numbers are also subject to revisions**, especially most recent data. In the most recent surveillance report, **numbers for week 26** have now been **suppressed** due to low case numbers, which impacts on the **reliability of estimates**.

*cases include both pillar 1 and 2

COVID-19 related deaths

Data up to 3rd July



Total deaths
165

Of which
101

Hospital
64

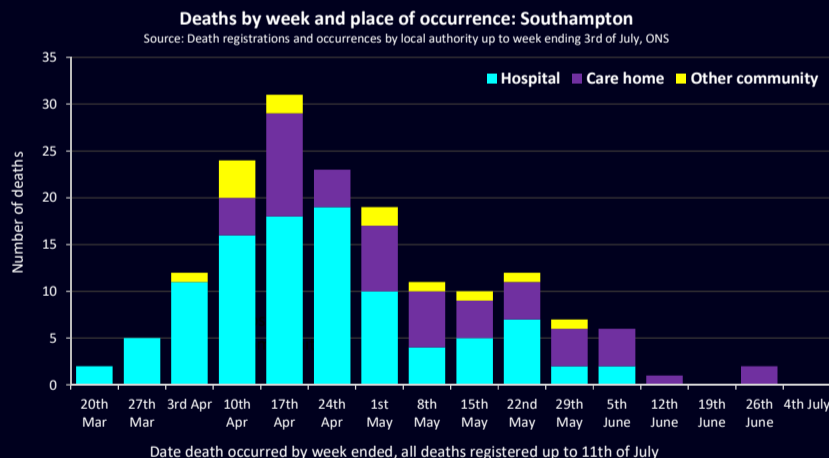
(51 of which in care homes)

Community
0

Death

In the last week
0

Change from previous week
-2



There have been a total of **165 COVID-19 related resident deaths** in Southampton. Of those, **101 died in hospital** and **64 in the community** (**51 of which were in care homes**). There were **no COVID-19 related deaths** in the **most recent week**, which is a decrease of **-2** compared to the previous week.

The chart to the left shows the number of **COVID-19 related deaths by week and setting**. The number of **COVID-19 related deaths peaked** in **mid-April** and have declined since.

In Southampton, resident **deaths** have now come down to **expected levels** compared to previous years.

Latest data shows that there were **no COVID-19 related deaths** in **University Hospital Southampton (UHS)** in the last week (9-15th July). This data is different from that published by ONS as it doesn't necessarily include Southampton residents, only those who have died at UHS.

Potential COVID-19 Pathways

Data up to 16th July

999 calls

Total in last 7 days

Change in last 7 days



7

-1

111 calls



47

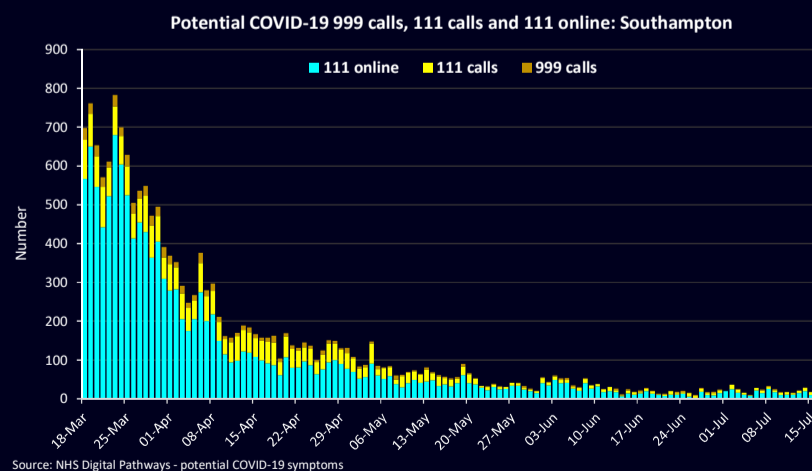
+9

111 online



93

-22



In the last week there have been **7 calls to 999** where people are reporting potential COVID-19 symptoms, **47 calls to 111** and **93 people reporting symptoms through 111 online**. There has been a **decrease** in the number of **999 calls** relating to COVID-19 symptoms in the last 7 days (**-1**) and a slight increase in **111 calls** (**+9**), with **111 online triages down** in the last 7 days (**-22**).

Although there was a **slight increase** in **111 calls** in the last 7 days, the **overall trend** illustrated by the chart above is one of **decline**, across all pathways and the numbers in the last week **remain relatively low**.