

The background of the slide is a photograph of a fountain in front of a stone building. The fountain has a central vertical jet of water and several lower jets that spray water in arcs. The scene is lit from the side, creating a dramatic effect with long shadows and bright highlights on the water.

Southampton Child Friendly Cities Insights and Data Pack

Family and Belonging Badge Summary – 2022

Southampton City Council – Data, Intelligence & Insight Team



The main aim of the Child Friendly Southampton discovery stage was to collate both intelligence and insight across the city to provide a wider view of the children and young people in Southampton, and how they feel about a variety of topics.

This engagement activity ran through Summer 2022.

The main route for feedback was our Child Friendly Southampton Baseline Survey, which was circulated across the city with a main version as well as an easy read version for SEND and early years. We also created some activities to get feedback on certain topics in the questionnaire. The surveys and activities were promoted in the following ways:

- Roadshow
- Youth groups
- Local Events (e.g. Mela Festival and SPCA Play Day)
- Social Media
- Education settings
- Digital posters
- E-bulletins
- On the website
- Emails to stakeholders and partners
- Focus Groups

We also asked and collated questions from other surveys to that ran across the city including:

- Children and Young People's Draft Strategy Consultation (a younger version of the questionnaire was circulated to children and young people across the city at the end of 2021)
- Make your Mark (a poll and a questionnaire was circulated to children and young people across the city in Spring 2022)
- School Streets Survey (a survey that was conducted at selected schools in Summer 2022)

This report also outlines some of the key data intelligence figures around children and young people in the city on a variety of topics including safety, health, place and education.



About the respondents

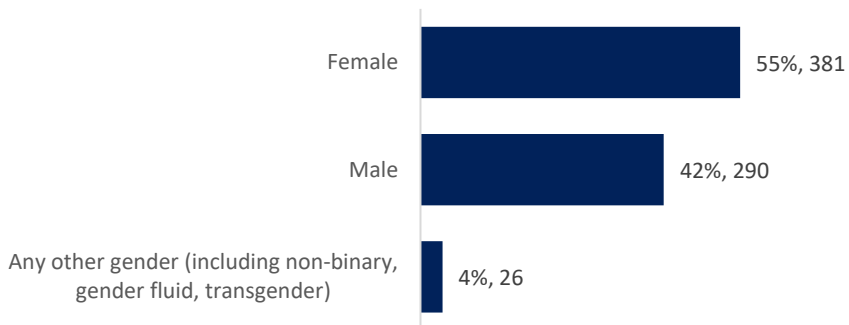


Child Friendly Baseline Survey & Activities – about the respondents

In total, we had **1338 responses** from our Child Friendly Baseline Survey and Activities.

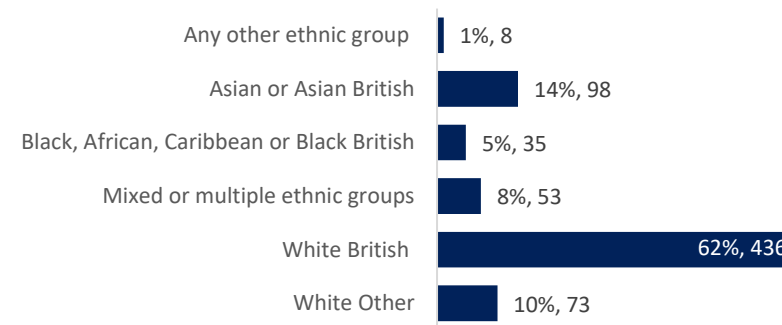
We asked these respondents a variety of demographic and profiling questions to ensure that there was a broad representation of children and young telling us their thoughts and views, and to understand how different children and young people feel across the city.

Gender:



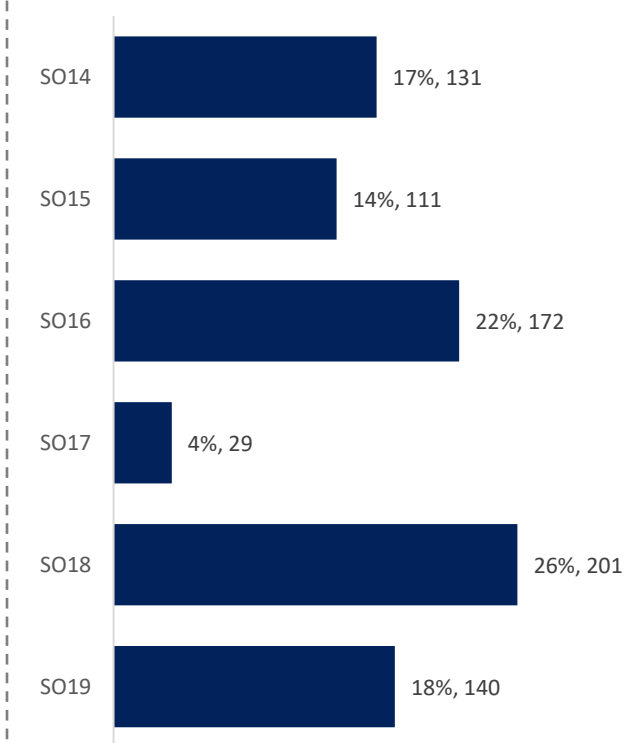
This information was asked in the Baseline & Easy Read Surveys

Ethnicity:



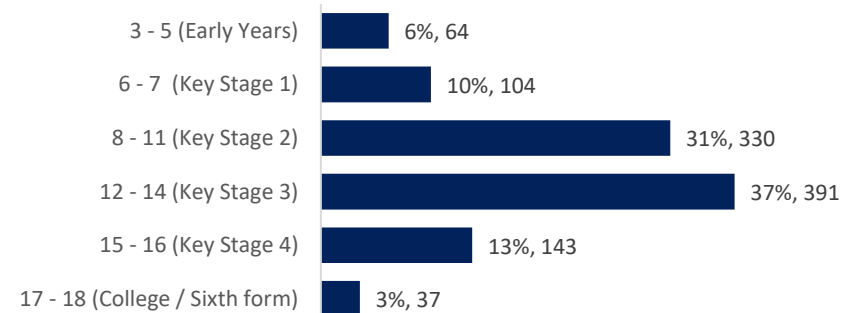
This information was asked in the Baseline & Easy Read Surveys

Location:



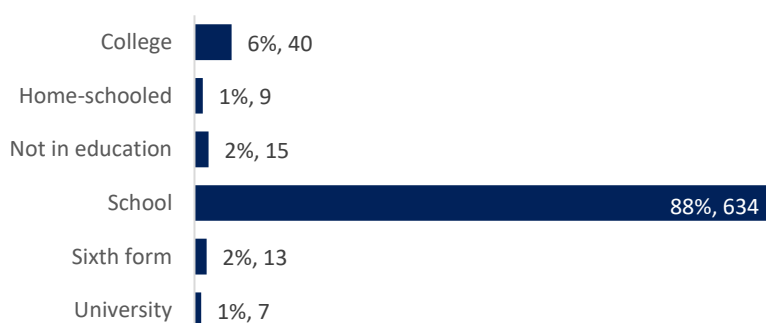
Location information was asked in the Baseline & Easy Read Surveys, Activity 1, Activity 2, Activity 3 and Activity 4

Age:



This information was asked in the Baseline & Easy Read Surveys, Activity 1, Activity 2, Activity 3 and Activity 4

Educational setting:



This information was asked in the Baseline & Easy Read Surveys




Child Friendly Baseline Survey & Activities – about the respondents

In total, we had **1338 responses** from our Child Friendly Baseline Survey and Activities.


We asked these respondents a variety of demographic and profiling questions to ensure that there was a broad representation of children and young telling us their thoughts and views, and to understand how different children and young people feel across the city.

Parent:



This information was asked in the Baseline & Easy Read Surveys

In foster care:



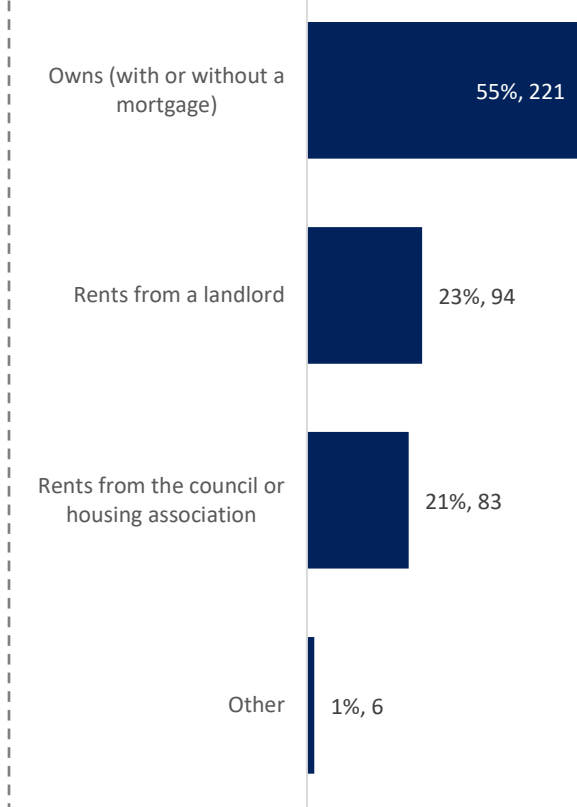
This information was asked in the Baseline & Easy Read Surveys

Involved in the youth offending service:



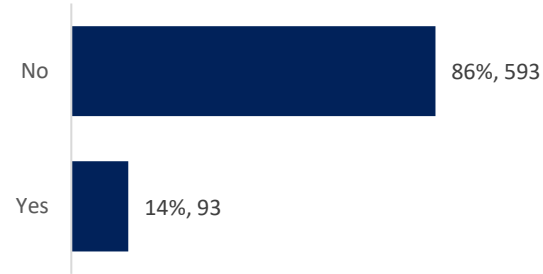
This information was asked in the Baseline & Easy Read Surveys

Tenure:



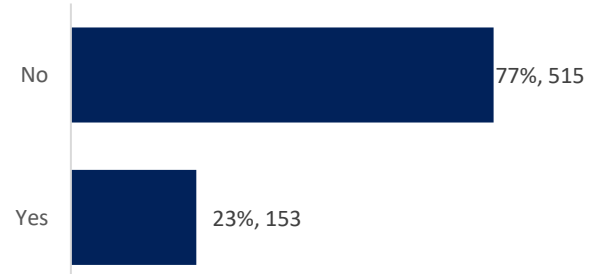
This information was asked in the Baseline Survey

Young carer:



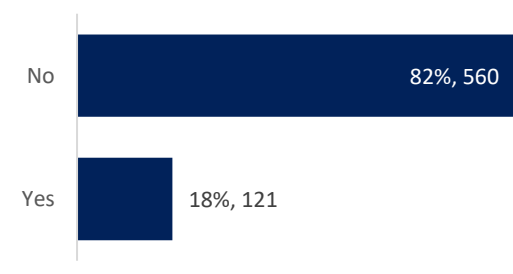
This information was asked in the Baseline & Easy Read Surveys

Disability:



This information was asked in the Baseline & Easy Read Surveys

Special Education Needs:



This information was asked in the Baseline & Easy Read Surveys



Family and Belonging

Families of all shapes and sizes are supported to be together

- can get help if they are struggling
- can enjoy activities and have fun around the city



For the Family and Belonging Badge, we spoke to young people about getting help for the family and enjoying activities. We found out that:

- *The activity that children and young people selected that they did most was spending time with family.*
- *This was also the activity that children and young people said they feel most welcome doing.*
- *When asked about how easy they find it to find information on things to do, and places to visit to get help, a quarter of respondents selected that it is difficult to do so.*

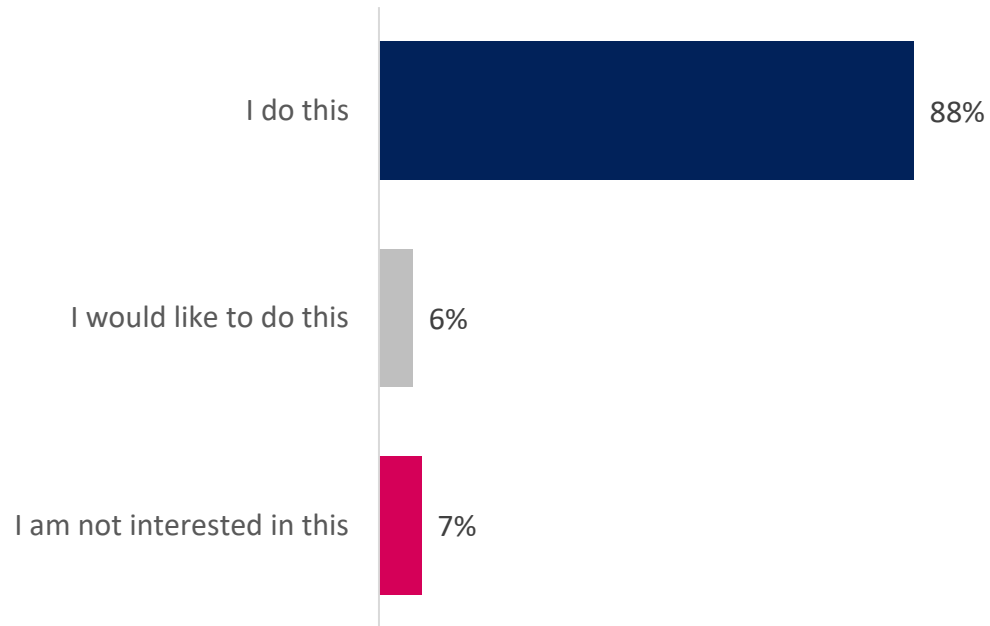


Base respondents: 144

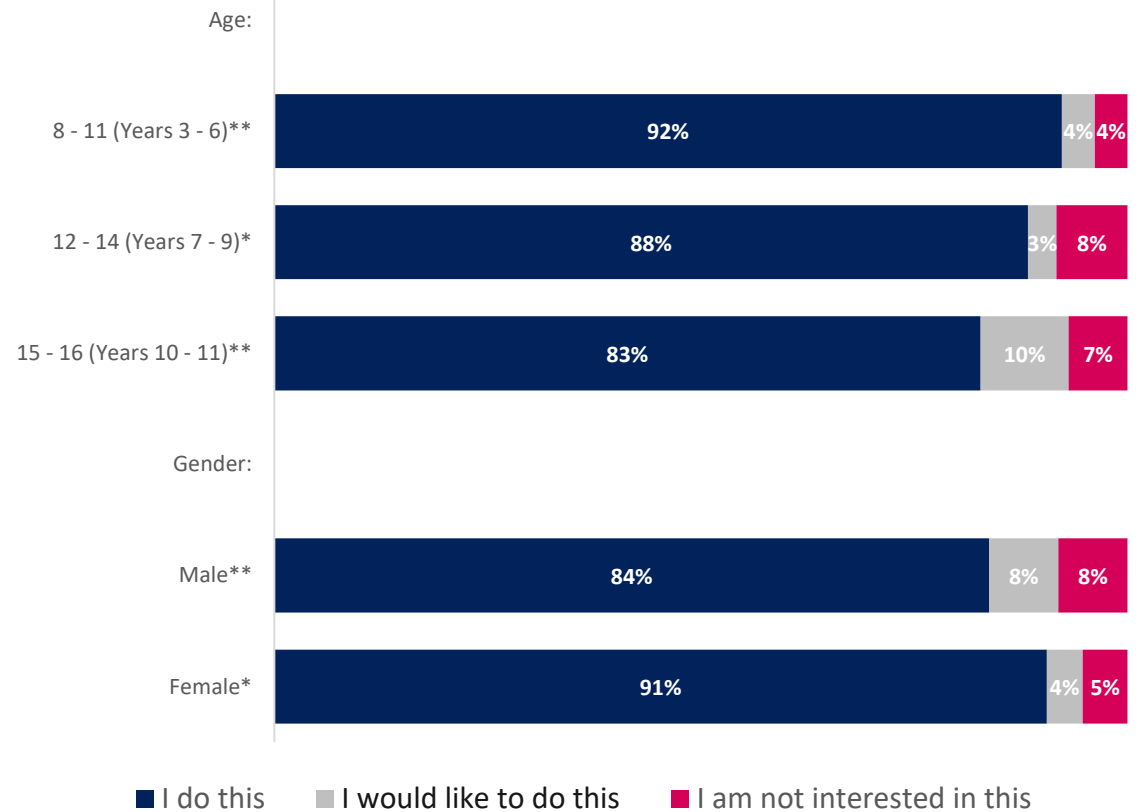
The detail:

Question: Which of these things do you enjoy watching, visiting or taking part in, in Southampton? *(This could be in person or virtually):*
Spending time with family

Overall:



Broken down by demographics:



* Small sample size – fewer than 100 respondents

**Small sample size – fewer than 50 responses



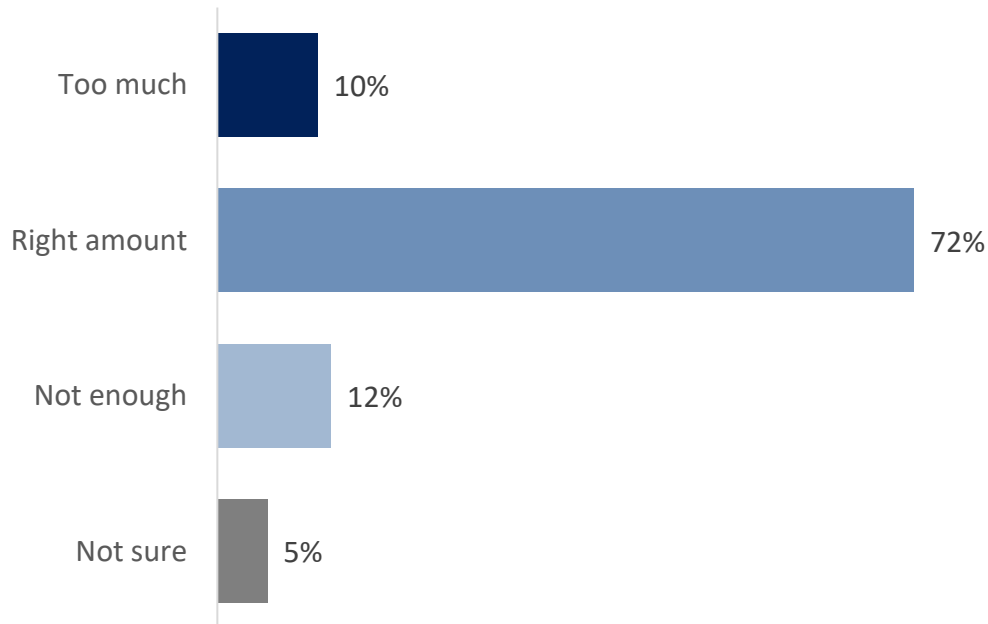
Amount of activities involving spending time with family

Base respondents: 363

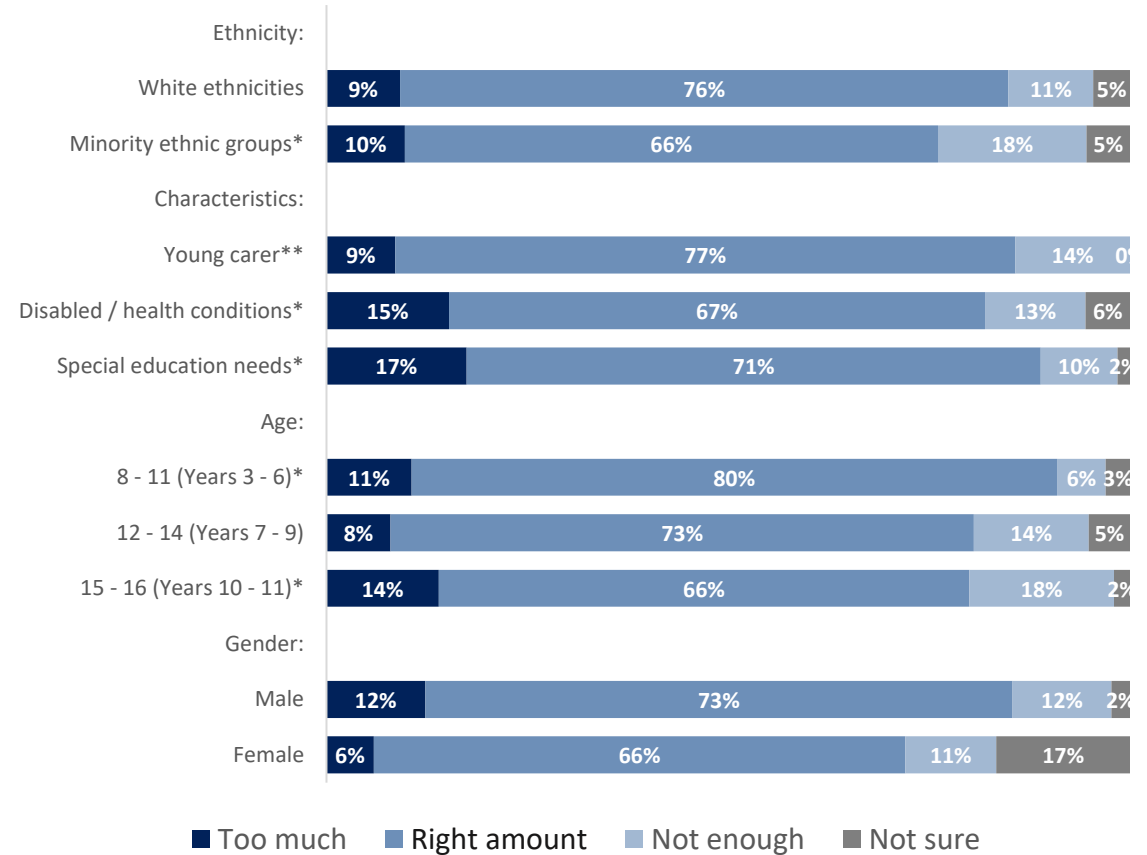
The detail:

Question: Do you feel that there's enough of these activities in Southampton? Spending time with family

Overall:



Broken down by demographics:



* Small sample size – fewer than 100 respondents

**Small sample size – fewer than 50 responses



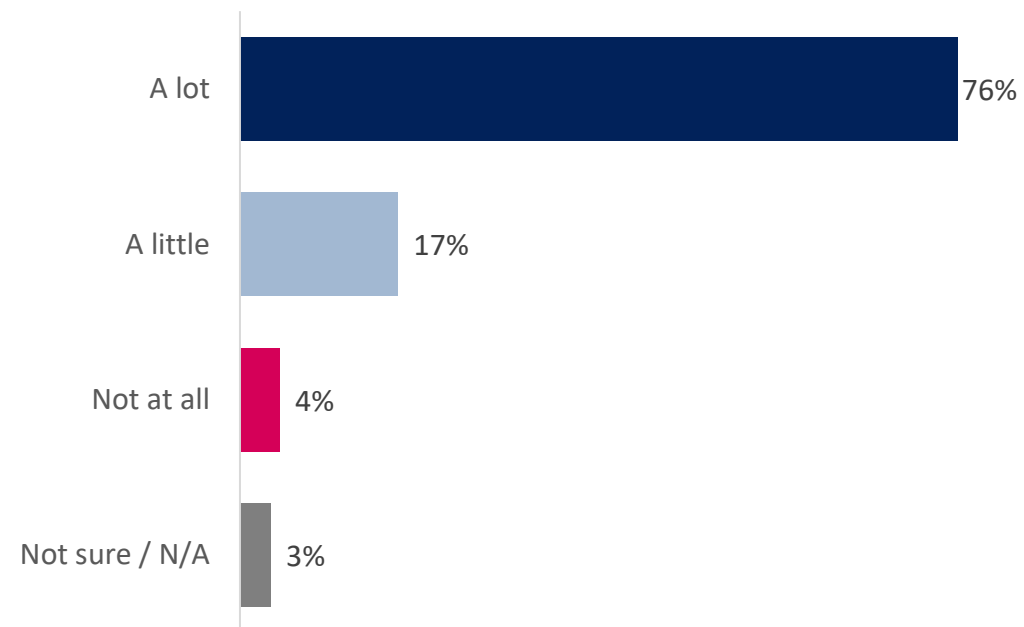
Feeling welcome when spending time with family

Base respondents: 312

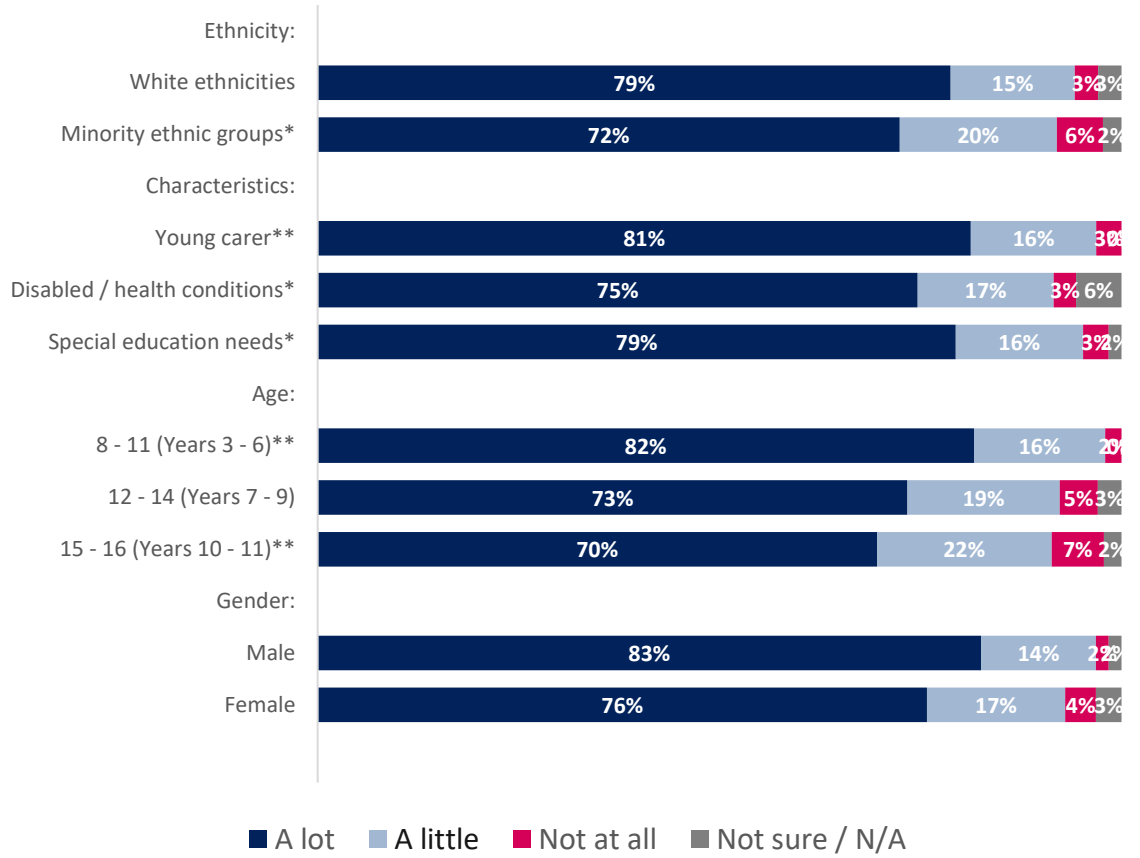
The detail:

Question: How welcome do you feel when doing the following activities? Spending time with family

Overall:



Broken down by demographics:



* Small sample size – fewer than 100 respondents
 ** Small sample size – fewer than 50 responses

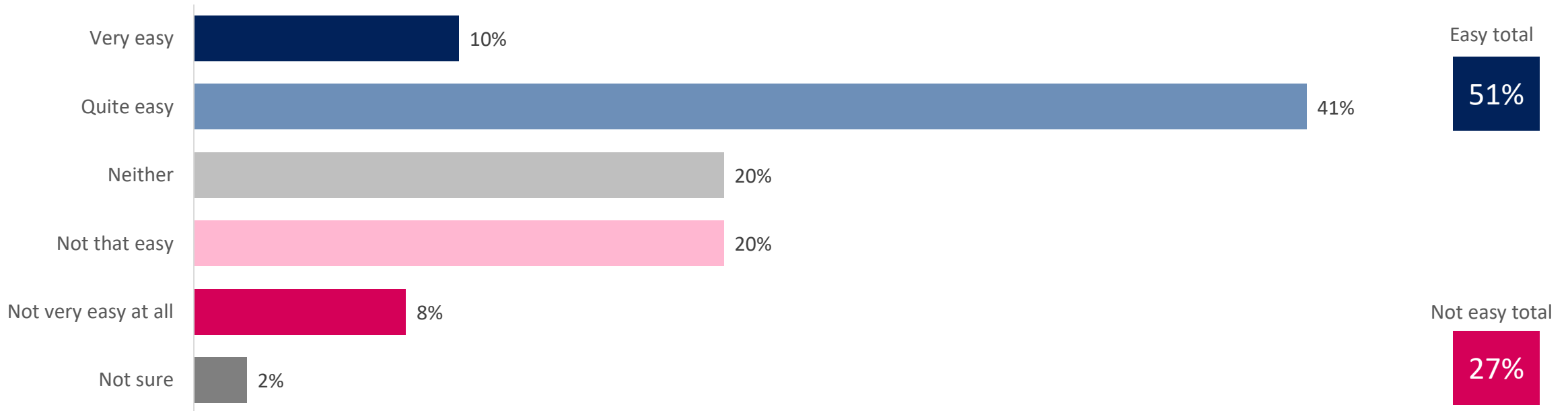


Base respondents: 51

The detail:

Question: How easy do you think it is to find information on these topics: Things to do in Southampton for you and your family

Overall:





Base respondents: 51

The detail:

Question: How easy do you think it is to find information on these topics: Places that you and your family can visit to get help

Overall:

